



Omkar U. Khude & Co.
CHARTERED ACCOUNTANT

Independent Auditor's Report

To
The Members of
AGRISON FARMERS PRODUCER COMPANY LIMITED
FLAT NO 802, BUILDING A, PARIVARTAN,
S. NO. 134 (CB), PUNE - 411030..

Report on the Financial Statements

I have audited the accompanying financial statements **AGRISON FARMERS PRODUCER COMPANY LIMITED** ("the Company"), which comprise the Balance Sheet as at 31st March, 2021 and the Profit & Loss Statement for the year ended, and a summary of significant accounting policies and other explanatory information.

In our opinion and to the best of our information and according to the explanations given to us, the aforesaid financial statements give the information required by the Companies Act, 2013 in the manner so required and give a true and fair view in conformity with the accounting principles generally accepted in India, of the state of affairs of the Company as at March 31, 2021, and its profit/loss for the year ended on that date.

Basis for Opinion

We conducted our audit in accordance with the Standards on Auditing (SAs) specified under section 143(10) of the Companies Act, 2013. Our responsibilities under those Standards are further described in the *Auditor's Responsibilities for the Audit of the Financial Statements* section of our report. We are independent of the Company in accordance with the *Code of Ethics* issued by the Institute of Chartered Accountants of India together with the ethical requirements that are relevant to our audit of the financial statements under the provisions of the Companies Act, 2013 and the Rules there under, and we have fulfilled our other ethical responsibilities in accordance with these requirements and the Code of Ethics. We believe that the audit evidence we have obtained is sufficient and appropriate to provide a basis for our opinion.



Other Information [or another title if appropriate, such as “Information Other than the Financial Statements and Auditor’s Report Thereon”]

The Company’s Board of Directors is responsible for the other information. The other information comprises the [information included in the X report, but does not include the financial statements and our auditor’s report thereon.]

Our opinion on the financial statements does not cover the other information and we do not express any form of assurance conclusion thereon.

In connection with our audit of the financial statements, our responsibility is to read the other information and, in doing so, consider whether the other information is materially inconsistent with the financial statements or our knowledge obtained in the audit or otherwise appears to be materially misstated.

If, based on the work we have performed, we conclude that there is a material misstatement of this other information; we are required to report that fact. We have nothing to report in this regard.

Responsibilities of Management and Those Charged with Governance for the Financial Statements

The Company’s Board of Directors is responsible for the matters stated in section 134(5) of the Companies Act, 2013 (“the Act”) with respect to the preparation of these financial statements that give a true and fair view of the financial position, financial performance, (changes in equity) and cash flows of the Company in accordance with the accounting principles generally accepted in India, including the accounting Standards specified under section 133 of the Act. This responsibility also includes maintenance of adequate accounting records in accordance with the provisions of the Act for safeguarding of the assets of the Company and for preventing and detecting frauds and other irregularities; selection and application of appropriate accounting policies; making judgments and estimates that are reasonable and prudent; and design, implementation and maintenance of adequate internal financial controls, that were operating effectively for ensuring the accuracy and completeness of the accounting records, relevant to the preparation and presentation of the financial statements that give a true and fair view and are free from material misstatement, whether due to fraud or error.

In preparing the financial statements, the Board of Directors is responsible for assessing the Company’s ability to continue as a going concern, disclosing, as applicable, matters related to going concern and using the going concern basis of accounting unless the Board of Directors either intends to liquidate the Company or to cease operations, or has no realistic alternative but to do so.

Those Board of Directors are also responsible for overseeing the Company’s financial reporting process.

Auditor’s Responsibilities for the Audit of the Financial Statements



We also provide those charged with governance with a statement that we have complied with relevant ethical requirements regarding independence, and to communicate with them all relationships and other matters that may reasonably be thought to bear on our independence, and where applicable, related safeguards. From the matters communicated with those charged with governance, we determine those matters that were of most significance in the audit of the financial statements of the current period and are therefore the key audit matters. We describe these matters in our auditor's report unless law or regulation precludes public disclosure about the matter or when, in extremely rare circumstances, we determine that a matter should not be communicated in our report because the adverse consequences of doing so would reasonably be expected to outweigh the public interest benefits of such communication.

Report on Other Legal and Regulatory Requirements

1. As required by the Companies (Auditor's Report) Order, 2016 ("the Order"), issued by the Central Government of India in terms of sub-section (11) of section 143 of the Companies Act, 2013, we give in the Annexure a statement on the matters specified in paragraphs 3 and 4 of the Order, to the extent applicable.

2. As required by Section 143(3) of the Act, we report that:

(a) We have sought and obtained all the information and explanations which to the best of our knowledge and belief were necessary for the purposes of our audit.

(b) In our opinion, proper books of account as required by law have been kept by the Company so far as it appears from our examination of those books [*and proper returns adequate for the purposes of our audit have been received from the branches not visited by us.*]

(c) [*The reports on the accounts of the branch offices of the Company audited under Section 143(8) of the Act by branch auditors have been sent to us and have been properly dealt with by us in preparing this report.*]

(d) The Balance Sheet, the Statement of Profit and Loss, (the Statement of Changes in Equity) and the Cash Flow Statement dealt with by this Report are in agreement with the books of account [*and with the returns received from the branches not visited by us*].

(e) In our opinion, the aforesaid financial statements comply with the Accounting Standards specified under Section 133 of the Act, read with Rule 7 of the Companies (Accounts) Rules, 2014.

(f) On the basis of the written representations received from the directors as on 31st March, 2021 taken on record by the Board of Directors, none of the directors is disqualified as on 31st March, 2021 from being appointed as a director in terms of Section 164(2) of the Act.



Our objectives are to obtain reasonable assurance about whether the financial statements as a whole are free from material misstatement, whether due to fraud or error, and to issue an auditor's report that includes our opinion. Reasonable assurance is a high level of assurance, but is not a guarantee that an audit conducted in accordance with SAs will always detect a material misstatement when it exists. Misstatements can arise from fraud or error and are considered material if, individually or in the aggregate, they could reasonably be expected to influence the economic decisions of users taken on the basis of these financial statements.

As part of an audit in accordance with SAs, we exercise professional judgment and maintain professional skepticism throughout the audit. We also:

- Identify and assess the risks of material misstatement of the financial statements, whether due to fraud or error, design and perform audit procedures responsive to those risks, and obtain audit evidence that is sufficient and appropriate to provide a basis for our opinion. The risk of not detecting a material misstatement resulting from fraud is higher than for one resulting from error, as fraud may involve collusion, forgery, intentional omissions, misrepresentations, or the override of internal control.
- Obtain an understanding of internal control relevant to the audit in order to design audit procedures that are appropriate in the circumstances. Under section 143(3)(i) of the Companies Act, 2013, we are also responsible for expressing our opinion on whether the company has adequate internal financial controls system in place and the operating effectiveness of such controls
- Evaluate the appropriateness of accounting policies used and the reasonableness of accounting estimates and related disclosures made by management.
- Conclude on the appropriateness of management's use of the going concern basis of accounting and, based on the audit evidence obtained, whether a material uncertainty exists related to events or conditions that may cast significant doubt on the Company's ability to continue as a going concern. If we conclude that a material uncertainty exists, we are required to draw attention in our auditor's report to the related disclosures in the financial statements or, if such disclosures are inadequate, to modify our opinion. Our conclusions are based on the audit evidence obtained up to the date of our auditor's report. However, future events or conditions may cause the Company to cease to continue as a going concern.
- Evaluate the overall presentation, structure and content of the financial statements, including the disclosures, and whether the financial statements represent the underlying transactions and events in a manner that achieves fair presentation.

We communicate with those charged with governance regarding, among other matters, the planned scope and timing of the audit and significant audit findings, including any significant deficiencies in internal control that we identify during our audit.



(g) With respect to the other matters to be included in the Auditor's Report in accordance with Rule 11 of the Companies (Audit and Auditors) Rules, 2014, in our opinion and to the best of our information and according to the explanations given to us:

- i. ***The Company does not have any pending litigations which would impact its financial position***
- ii. ***The Company did not have any long-term contracts including derivative contracts for which there were any material foreseeable losses.***
- iii. ***There were no amounts which were required to be transferred to the Investor Education and Protection Fund by the Company.***

Place: PUNE

Date: September 07th, 2021

For, M/s OMKAR U. KHUDE & COMPANY
Chartered Accountants



CA. OMKAR U. KHUDE
PROPRIETOR


F.R. No. 0145562W M. No. 160795
Building No 33, Block No 477,
Lokmanyagar Society, Sadashiv Peth,
Pune 411 030.

AGRISON FARMERS PRODUCER COMPANY LIMITED
FLAT NO 802, BUILDING A, PARIVARTAN,
S. NO. 134 (CB), PUNE - 411030.
CIN - U01100PN2010PTC106650
BALANCE SHEET AS AT MARCH 31, 2021

Particulars	Note No.	(₹)	(₹)
		As at 31 March 2021	As at 31 March 2020
1	2	3	4
I. EQUITY AND LIABILITIES			
1 Shareholders' funds			
(a) Share capital	3	6,47,000	1,20,000
(b) Reserves and surplus	4	23,064	Nil
2 Non-current liabilities			
(a) Long-term borrowings		Nil	Nil
(b) Deferred tax liabilities (Net)		Nil	Nil
(c) Long-term provisions		Nil	Nil
3 Current liabilities			
(a) Short-term borrowings	5	98,000	38,000
(b) Trade payables	6	5,000	25,000
(c) Other current liabilities		Nil	Nil
(d) Short-term provisions	7	4,600	Nil
TOTAL		7,77,664	1,83,000
II. ASSETS			
Non-current assets			
1 (a) Fixed assets			
(i) Tangible assets		Nil	Nil
(ii) Capital work-in-progress		Nil	Nil
(b) Non-current investments		Nil	Nil
(c) Long-term loans and advances		Nil	Nil
2 Current assets			
(a) Current investments		Nil	Nil
(b) Inventories- Contract Work-in-Progress	8	54,828	Nil
(c) Trade receivables	9	39,000	Nil
(d) Cash and Cash equivalents	10	6,62,703	1,56,584
(e) Short-term loans and advances		Nil	Nil
(f) Other current assets	11	21,133	26,416
TOTAL		7,77,664	1,83,000

AS PER MY REPORT OF EVEN DATE

FOR, AGRISON FARMERS PRODUCER COMPANY LIMITED


GANGADHAR MUTE **BAPURAO PATIL**
(DIN - 08562401) (DIN - 08562402)
(Director) (Director)

Date: 07-09-2021


Place: Pune

UDIN : 21160795AAAAH66551



FOR, M/S. OMKAR U. KHUDE & COMPANY
CHARTERED ACCOUNTANT




OMKAR ULHAS KHUDE
(PROPRIETOR)
M. NO. 160795
FRN 145562W

AGRISON FARMERS PRODUCER COMPANY LIMITED

FLAT NO 802, BUILDING A, PARIVARTAN,

S. NO. 134 (CB), PUNE - 411030.


CIN - U01100PN2019PTC106650


PROFIT AND LOSS STATEMENT FOR THE YEAR ENDED 31st March 2021

			(₹)	(₹)
	Particulars	Note No.	2020-2021	2019-2020
I.	Revenue from operations	12	5,70,000	Nil
II	Other Income	13	1,18,001	Nil
III	Total Revenue		6,88,001	-
IV	Expenses:			
(a)	Material Purchase		5,42,336	Nil
(b)	Changes in Stock	14	(54,828)	Nil
(c)	Employee benefits expense	15	30,000	Nil
(d)	Finance costs		Nil	Nil
(e)	Depreciation and amortization expense		Nil	Nil
(f)	Other expenses	16	1,42,829	Nil
	Total expenses		6,60,337	-
V	Profit before exceptional and extraordinary items and tax (II-III)		27,664	-
VI	Exceptional items		-	-
VII	Profit before extraordinary items and tax (IV - V)		27,664	-
VIII	Extraordinary Items			
IX	Profit before tax (VI- VII)		27,664	-
X	Tax expense:			
(1)	Current tax		4,600	-
(2)	Deferred tax		-	-
(3)	Tax Expenses of Earlier years		-	-
XI	Profit (Loss) for the period from continuing operations (VIII-IX)		23,064	-
XII	Profit/(loss) from discontinuing operations		-	-
XIII	Tax expense of discontinuing operations		-	-
XIV	Profit/(loss) from Discontinuing operations (after tax) (XI-XII)		-	-
XV	Profit (Loss) for the period (XI + XIV)		23,064	-
XVI	Earnings per equity share:			
(1)	Basic		35.65	-
(2)	Diluted			


FOR, AGRISON FARMERS PRODUCER COMPANY LIMITED

AS PER MY REPORT OF EVEN DATE
FOR, M/S. OMKAR U. KHUDE & COMPANY
CHARTERED ACCOUNTANT


GANGADHAR MUTE
(DIN - 08562401)
(Director)


BAPURAO PATIL
(DIN - 08562402)
(Director)




OMKAR ULHAS KHUDE
(PROPRIETOR)
M. NO. 160795
FRN 145562W

Date: 07-09-2021

Place: Pune

UDIN : 21160795AAAAH66551



NOTE NO. 4 - RESERVE & SURPLUS

Particulars	As at 31-03-2021 (₹)	As at 31-03-2020 (₹)
1. Profit & Loss Reserve		
Opening balance	-	-
(+) Net Profit/(Net Loss) For the current year	23,064	-
(-) Proposed Dividends	-	-
(-) Transfer to Reserves	-	-
Closing Balance	23,064	-
TOTAL	23,064	-

NOTE NO. 5 - SHORT TERM BORROWINGS

Particulars	As at 31-03-2021 (₹)	As at 31-03-2020 (₹)
Loan from Direcotrs	98,000	38,000
TOTAL	98,000	38,000

NOTE NO. 6 - TRADE PAYABLES

Particulars	As at 31-03-2021 (₹)	As at 31-03-2020 (₹)
Audit Fees Payable	5,000	5,000
Professional Fees Payable	-	20,000
TOTAL	5,000	25,000

NOTE NO. 7 - SHORT TERM PROVISIONS

Particulars	As at 31-03-2021 (₹)	As at 31-03-2020 (₹)
Provision for Income Tax - A.Y. 2021-2022	4,600	-
TOTAL	4,600	-

NOTE NO. 8 - CLOSING STOCK

Particulars	As at 31-03-2021 (₹)	As at 31-03-2020 (₹)
Closing Stock	54,828	-
TOTAL	54,828	-



[Handwritten signature]



NOTE NO. 9 - TRADE RECEIVABLE

Particulars	As at 31-03-2021 (₹)	As at 31-03-2020 (₹)
<u>Unsecured, considered good</u>		
Trade receivables outstanding for a period less than six months from the date they are due for payment	39,000	-
TOTAL	39,000	-
Trade receivables outstanding for a period exceeding six months from the date they are due for payment	-	-
TOTAL	-	-

NOTE NO. 10 - CASH AND CASH EQUIVALENTS

Particulars	As at 31-03-2021 (₹)	As at 31-03-2020 (₹)
Balances with Banks		
Cash at Bank: IDBI Bank Ltd	6,39,633	1,56,584
TOTAL	6,39,633	1,56,584
Cash Balance on Hand	23,070	-
TOTAL	6,62,703	1,56,584

NOTE NO. 11 - OTHER CURRENT ASSETS

Particulars	As at 31-03-2021 (₹)	As at 31-03-2020 (₹)
Share Holders Money Receivable	-	-
Pre-Operative Expenses	26,416	26,416
Less : Pre-Operative Expenses W/Off	(5,283)	-
TOTAL	21,133	26,416

NOTE NO. 12 : REVENUE FROM OPERATIONS

Particulars	As at 31-03-2021 (₹)	As at 31-03-2020 (₹)
Sales	5,70,000	-
TOTAL	5,70,000	-



Handwritten signature



NOTE NO. 13 : OTHER INCOME

Particulars	As at 31-03-2021 (₹)	As at 31-03-2020 (₹)
Membership Fees Received	1,18,001	-
TOTAL	1,18,001	-

NOTE NO. 14 : CHANGES IN STOCK

Particulars	As at 31-03-2021 (₹)	As at 31-03-2020 (₹)
Closing Stock	54,828	-
Opneing Stock	-	-
TOTAL	(54,828)	-

NOTE NO. 15 : EMPLOYEE BENEFITS EXPENSE

Particulars	As at 31-03-2021 (₹)	As at 31-03-2020 (₹)
Salary Paid	30,000	-
TOTAL	30,000	-

NOTE NO. 16 : OTHER EXPENSES

Particulars	As at 31-03-2021 (₹)	As at 31-03-2020 (₹)
Audit Fees Paid	5,000	-
Professional Fees Paid	28,100	-
Research & Development Expenses	56,900	-
Bank Charges	1,074	-
Meeting Expenses	5,500	-
Office Expenses Paid	17,450	-
Office Rent Paid	11,972	-
Printing & Stationery	8,750	-
Travelling Expenses	2,800	-
Pre-Operative Expenses W/Off	5,283	-
TOTAL	1,42,829	-



[Handwritten signature]



AGRISON FARMERS PRODUCER COMPANY LIMITED
(CIN - U01100PN2019PTC186650)

NOTES TO AND FORMING PART OF FINAL ACCOUNTS

1. Basis of Presentation

The Financial Statements are prepared under historical cost convention, in accordance with generally accepted accounting principles (GAAP) and provisions of Companies Act 1956. All significant financial transactions have been recognized on accrual basis except as stated otherwise.

2. The details of Auditor's Remuneration are as under:


Particulars	2020-21	2019-20
Audit Fees	5,000	5,000

3. Previous year's figures are reclassified, regrouped and rearranged wherever necessary.

As per our report of even date annexed

For and on behalf of the board


OMKAR U. KHUDE & COMPANY
Chartered Accountant



Omkar Ulhas Khude
M.No. 160795
FRN. - 145562W



[GANGADHAR MUTE]
(DIN - 08562401)
Director



[BAPURAO PATIL]
(DIN - 08562402)
Director

Dated: 7th September, 2021.

Place: Pune.



NOTE NO 3 - SHARE CAPITAL				
Particulars	As at 31-03-2021		As at 31-03-2020	
	Nos.	(Rs)	Nos.	(Rs)
Authorised Capital				
Equity Shares of Rs.10/- each	1,000	10,00,000	1,000	10,00,000
Issued Capital				
Equity Shares of Rs.10/- each	647	6,47,000	120	1,20,000
Subscribed & Paid up Capital				
Equity Shares of Rs.10/- each	647	6,47,000	120	1,20,000
	647	6,47,000	120	1,20,000
Note No 3.1				
Particulars				
	As at 31-03-2021		As at 31-03-2020	
	Nos.	(Rs)	Nos.	(Rs)
Shares outstanding at the beginning of the year	120	1,20,000	-	-
Shares Issued during the year	527	5,27,000	120	1,20,000
Shares bought back during the year	-	-	-	-
Shares outstanding at the end of the year	647	6,47,000	120	1,20,000
Note No 3.2				
Name of Shareholder				
	As at 31-03-2021		As at 31-03-2020	
	No. of Shares	% of Holding	No. of	% of
Equity Shares				
1 Gangadhar Mahadeo Mute	19.00	2.94%	10.00	8.33%
2 Balasaheb Dattatray Solankure	10.00	1.55%	10.00	8.33%
3 Bapurao Dhudku Patil	14.00	2.16%	10.00	8.33%
4 Rajesh Jayram Gadge	14.00	2.16%	10.00	8.33%
5 Priyanka Chetan Naik	10.00	1.55%	10.00	8.33%
6 Anikumar Atmaram Jawade	12.00	1.85%	10.00	8.33%
7 Ankush Damodar More	28.00	4.33%	10.00	8.33%
8 Amol Ramdas Kapse	10.00	1.55%	10.00	8.33%
9 Jitendra Keshav Kamble	10.00	1.55%	10.00	8.33%
10 Devendra Govind Raut	10.00	1.55%	10.00	8.33%
11 Shivaji Asaram Ghadage	10.00	1.55%	10.00	8.33%
12 Manisha Ashutosh Chatap	10.00	1.55%	10.00	8.33%
13 Devanand Sakharam Satpute	10.00	1.55%	-	0.00%
14 Krushnarao Annarao Deshattiwar	11.00	1.70%	-	0.00%
15 Vijay Sadashiv Patil	10.00	1.55%	-	0.00%
16 Jayant Chandrashekhar Yerawar	4.00	0.62%	-	0.00%
17 Digambar Pralhad Rindhe	14.00	2.16%	-	0.00%



Handwritten signature and scribbles.



18	Madhukar Chindhuji Bhalame	10.00	1.55%	-	0.00%
19	Yuvraj Shambhan Mengre	2.00	0.21%	-	0.00%
20	Vishnudas Rambhau Atelkar	2.00	0.31%	-	0.00%
21	Bhaurao Yadavrao Chandankhede	2.00	0.31%	-	0.00%
22	Pramod Suresh Badgujar	2.00	0.31%	-	0.00%
23	Ramesh Bansi Kute	2.00	0.31%	-	0.00%
24	Vasundhara Ganpat Naik	2.00	0.31%	-	0.00%
25	Prakash Vijay Shivadekar	2.00	0.31%	-	0.00%
26	Sagar Gajanan Puri	2.00	0.31%	-	0.00%
27	Hareesh Namdeo Patil	1.00	0.15%	-	0.00%
28	Pravin Vasudev Bari	1.00	0.15%	-	0.00%
29	Vikas Tukaram Thithe	10.00	1.55%	-	0.00%
30	Dnyaneshwar Sakharam Ingale	10.00	1.55%	-	0.00%
31	Jalandar Dattatray Ukirde	10.00	1.55%	-	0.00%
32	Gopal Bhagwan Rayapure	10.00	1.55%	-	0.00%
33	Nagesh Vitthal Gholap	10.00	1.55%	-	0.00%
34	SnehalKumar Anantrao Potdar	13.00	2.01%	-	0.00%
35	Madhav Pandharinath Kande	10.00	1.55%	-	0.00%
36	Raju Shankarrao Lambat	10.00	1.55%	-	0.00%
37	Laxmikant Gajanan Kauthakar	10.00	1.55%	-	0.00%
38	Vishnu Ramkisan Bedre	10.00	1.55%	-	0.00%
39	Nitin Trambakrao Lokhande	10.00	1.55%	-	0.00%
40	Ravindra JagannathJI Khode	1.00	0.15%	-	0.00%
41	Akshay Vishwanath Pagadle	1.00	0.15%	-	0.00%
42	Manohar Laxmanrao Masulkar	1.00	0.15%	-	0.00%
43	Pratibha Arvind (Narendra) Raut	1.00	0.15%	-	0.00%
44	Addi Rajini shriniwas Reddi	1.00	0.15%	-	0.00%
45	Pramod Bhagawan Bolewar	1.00	0.15%	-	0.00%
46	Anusaya Ramesh Myakalwar	1.00	0.15%	-	0.00%
47	Bhagwan Ashanna Bollewar	2.00	0.31%	-	0.00%
48	Shriniwasreddi Lingareddi Addiwar	2.00	0.31%	-	0.00%
49	Ramesh Vitthal Myakalkar	2.00	0.31%	-	0.00%
50	Chhaya Dashrath Bobade	1.00	0.15%	-	0.00%
51	Dashrath Kanhoba Bobade	1.00	0.15%	-	0.00%
52	Satoshkumar Shamrao Chandankhede	1.00	0.15%	-	0.00%
53	Rahul Madhukar Surtekar	1.00	0.15%	-	0.00%
54	Mohan Vitthalrao Walse	1.00	0.15%	-	0.00%
55	Namdeo Pandurang Kadam	1.00	0.15%	-	0.00%
56	Kailas Ramesh Karlekar	1.00	0.15%	-	0.00%
57	Maroti Madhukar Surtekar	1.00	0.15%	-	0.00%
58	Shubhangi Suresh Ragit	1.00	0.15%	-	0.00%
59	Manisha Sunil Urkude	1.00	0.15%	-	0.00%
60	Mahadeo Gopaluji Tapase	1.00	0.15%	-	0.00%
61	Yashavwant Bhaurao Chandankhede	1.00	0.15%	-	0.00%
62	Devrao Nanaji Sherki	1.00	0.15%	-	0.00%
63	Suresh Hari Ragit	1.00	0.15%	-	0.00%
64	Prakash Lataruji Aswale	1.00	0.15%	-	0.00%
65	Bruhaspati Shamrao Salve	1.00	0.15%	-	0.00%
66	Parmeshwar Shivaji Khedekar	1.00	0.15%	-	0.00%
67	Ashutosh Wamanrao Chatap	1.00	0.15%	-	0.00%



Handwritten signature and scribbles.



68	Abhijit Wamanrao Chatap	1.00	0.15%	-	0.00%
69	Vandana Wamanrav Chatap	1.00	0.15%	-	0.00%
70	Kapil Harishandra Idde	1.00	0.15%	-	0.00%
71	Vinod Pandharinath Bonde	1.00	0.15%	-	0.00%
72	Vandana Madhukar Bhalme	1.00	0.15%	-	0.00%
73	Archana Anil Bhalme	1.00	0.15%	-	0.00%
74	Minal Madhukar Bhalme	1.00	0.15%	-	0.00%
75	Lankabai Chindhuji Bhalme	1.00	0.15%	-	0.00%
76	Anil Chindhuji Bhalme	1.00	0.15%	-	0.00%
77	Chindhu Sitaram Bhalme	1.00	0.15%	-	0.00%
78	Sambshiv Balaji Khanke	1.00	0.15%	-	0.00%
79	Kamal Sambshiv Khanke	1.00	0.15%	-	0.00%
80	Kalpana Kisan Ghodmare	1.00	0.15%	-	0.00%
81	Satyam Kisan Ghodmare	1.00	0.15%	-	0.00%
82	Bhujangrao Manikrao Andraskar	1.00	0.15%	-	0.00%
83	Savita Bhujangrao Andraskar	1.00	0.15%	-	0.00%
84	Akshay Gangadharrao Mute	1.00	0.15%	-	0.00%
85	Kashibai Mahadeo Mute	1.00	0.15%	-	0.00%
86	Ujwala Gangadhar Mute	1.00	0.15%	-	0.00%
87	Saurabh Gangadhar Mute	1.00	0.15%	-	0.00%
88	Pratibha Vinod Kale	1.00	0.15%	-	0.00%
89	Vinod Purushottam Kale	1.00	0.15%	-	0.00%
90	Purushottam Ramabhauji Vaidya	1.00	0.15%	-	0.00%
91	Indira Purushottam Vaidya	1.00	0.15%	-	0.00%
92	Mukesh Purushottam Vaidya	1.00	0.15%	-	0.00%
93	Rajat Purushottamrao Vaidya	1.00	0.15%	-	0.00%
94	Shesharao Keshao Bonde	1.00	0.15%	-	0.00%
95	Surekha Sheshrav Bonde	1.00	0.15%	-	0.00%
96	Mangesh Harichandra Kondekar	1.00	0.15%	-	0.00%
97	Anil Bhaurao Chatap	1.00	0.15%	-	0.00%
98	Mangala Anil Chatap	1.00	0.15%	-	0.00%
99	Shanaram Panditrao Khedekar	1.00	0.15%	-	0.00%
100	Shivnath Asaramji Khedekar	1.00	0.15%	-	0.00%
101	Ravindra Pralhad Khedekar	1.00	0.15%	-	0.00%
102	Uddhavrav Aasaram Khedekar	1.00	0.15%	-	0.00%
103	Krishna Waghujji Gedam	5.00	0.77%	-	0.00%
104	Shubhangi Krishna Gedam	5.00	0.77%	-	0.00%
105	Ekanath Asaram Khedekar	1.00	0.15%	-	0.00%
106	Kalyani Vinod Kale	1.00	0.15%	-	0.00%
107	Bapuji Krishnaji Salve	1.00	0.15%	-	0.00%
108	Sunil Babanrao Amne	1.00	0.15%	-	0.00%
109	Madhukar Bapuji Chincholkar	1.00	0.15%	-	0.00%
110	Chandrakant Gulabrao Morey	1.00	0.15%	-	0.00%
111	Ashutosh Bapurao Patil	1.00	0.15%	-	0.00%
112	Arvind Maroti Mande	1.00	0.15%	-	0.00%
113	Madhav Maroti Mane	1.00	0.15%	-	0.00%
114	Ranjana Madhav Mane	1.00	0.15%	-	0.00%
115	Yashwant Bhavrao Patil	1.00	0.15%	-	0.00%
116	Vivek Ganeshrao Mute	1.00	0.15%	-	0.00%
117	Vasudev Keshav Koparkar	1.00	0.15%	-	0.00%



[Handwritten signature]



118	Ashwini Mukesh Vaidya	1.00	0.15%	-	0.00%
119	Bhaurao Rodba Darunkar	1.00	0.15%	-	0.00%
120	Ganesh Dinkarrao Patil	1.00	0.15%	-	0.00%
121	Ganesh Mahadevrao Mute	1.00	0.15%	-	0.00%
122	Jaya Wasudeorao Koparkar	1.00	0.15%	-	0.00%
123	Manorama Geneshrao Mute	1.00	0.15%	-	0.00%
124	Nanda Pandharinath Pohane	1.00	0.15%	-	0.00%
125	Narendra Chindhuji Pote	1.00	0.15%	-	0.00%
126	Santosh Jagan Wable	1.00	0.15%	-	0.00%
127	Ujwala Bapurao Patil	1.00	0.15%	-	0.00%
128	Sanjay Devidas Sathe	1.00	0.15%	-	0.00%
129	Nitin Hansraj Patil	1.00	0.15%	-	0.00%
130	Dinesh Ramesh Deore	1.00	0.15%	-	0.00%
131	Narvir Dhudku Patil	1.00	0.15%	-	0.00%
132	Smita Shivaji Ghadge	1.00	0.15%	-	0.00%
133	Chandrakala Ramesh Kute	1.00	0.15%	-	0.00%
134	Girish Ramesh Kute	1.00	0.15%	-	0.00%
135	Pratibha Bhaskar Garge	1.00	0.15%	-	0.00%
136	Devram Waliba Gite	1.00	0.15%	-	0.00%
137	Jalindar Niwrutti Kute	1.00	0.15%	-	0.00%
138	Privan Ramesh Kute	1.00	0.15%	-	0.00%
139	Ramdass Sadashiv Avhad	1.00	0.15%	-	0.00%
140	Balasaheb Dada Sanap	1.00	0.15%	-	0.00%
141	Ramnam Dinkar Kute	1.00	0.15%	-	0.00%
142	Yogesh Namdev Kute	1.00	0.15%	-	0.00%
143	Pravin Pandharinath Pohane	1.00	0.15%	-	0.00%
144	Kiran Pravin Pohane	1.00	0.15%	-	0.00%
145	Alka Devanand Satpute	1.00	0.15%	-	0.00%
146	Ranjana Waman Satpute	1.00	0.15%	-	0.00%
147	Kusum Vilas Zole	1.00	0.15%	-	0.00%
148	Umesh Waman Satpute	1.00	0.15%	-	0.00%
149	Vijay Sakharam Satpute	1.00	0.15%	-	0.00%
150	Vidhina Bapurao Patil	1.00	0.15%	-	0.00%
151	Anita Vijay Patil	1.00	0.15%	-	0.00%
152	Rajan Vijay Patil	1.00	0.15%	-	0.00%
153	Vishakha Vijay Patil	1.00	0.15%	-	0.00%
154	Sunita Suresh Patil	1.00	0.15%	-	0.00%
155	Rohan Suresh Patil	1.00	0.15%	-	0.00%
156	Ramesh Daya Patil	1.00	0.15%	-	0.00%
157	Nirmala Ramesh Patil	1.00	0.15%	-	0.00%
158	Ambalal Uddhav Patil	1.00	0.15%	-	0.00%
159	Chhayben Amabalal Patil	1.00	0.15%	-	0.00%
160	Mukund Subhash Patil	1.00	0.15%	-	0.00%
161	Jitendra Somaji Patil	1.00	0.15%	-	0.00%
162	Kaustubh Ratilal Chaudhari	1.00	0.15%	-	0.00%
163	Shobha Kaustubh Chaudhari	1.00	0.15%	-	0.00%
164	Radha Ratilal Chaudhari	1.00	0.15%	-	0.00%
165	Vasant Manglu Patil	1.00	0.15%	-	0.00%
166	Shilabai Vasant Patil	1.00	0.15%	-	0.00%
167	Sangita Prakash Patil	1.00	0.15%	-	0.00%



Prakash
Prakash



168	Rakesh Tumdu Patil	1.00	0.15%	-	0.00%
169	Ganesh Jangesh Patel	1.00	0.15%	-	0.00%
170	Rajendra Ratilal Chaudhari	1.00	0.15%	-	0.00%
171	Nanasaheb Vishnu Kharade	1.00	0.15%	-	0.00%
172	Sanjay Kisan Kharade	1.00	0.15%	-	0.00%
173	Pandurang Natha Tanambe	1.00	0.15%	-	0.00%
174	Ajay Pralhad Rindhe	1.00	0.15%	-	0.00%
175	Yugandhar Digambar Rindhe	1.00	0.15%	-	0.00%
176	Ravindra Bhanudas Rindhe	1.00	0.15%	-	0.00%
177	Navnath Haribhau Rindhe	1.00	0.15%	-	0.00%
178	Shankar Haribhau Rindhe	1.00	0.15%	-	0.00%
179	Anil Janardan Rindhe	1.00	0.15%	-	0.00%
180	Maruti Digambar Rindhe	1.00	0.15%	-	0.00%
181	Aditi Digambar Rindhe	1.00	0.15%	-	0.00%
182	Meena Ajay Rindhe	1.00	0.15%	-	0.00%
183	Pratibha Digambar Rindhe	1.00	0.15%	-	0.00%
184	Pralhad Bhamabai Rindhe	1.00	0.15%	-	0.00%
185	Pralhad Tukaram Rindhe	1.00	0.15%	-	0.00%
186	Ajit Shiwaji Mhaske	1.00	0.15%	-	0.00%
187	Prashant Nanasaheb Kharade	1.00	0.15%	-	0.00%
188	Kuldip Dattatray Shinde	1.00	0.15%	-	0.00%
189	Parashuram Dnyanadeo Rindhe	1.00	0.15%	-	0.00%
190	Balasaheb Bansi Take	1.00	0.15%	-	0.00%
191	Usha Sarang Darne	1.00	0.15%	-	0.00%
192	Sarang Pandharinath Darne	1.00	0.15%	-	0.00%
193	Pundlik Sribhagwan Saweker	1.00	0.15%	-	0.00%
194	Sweta Yuvraj Mengare	1.00	0.15%	-	0.00%
195	Vaishali Vilas Zanzade	1.00	0.15%	-	0.00%
196	Savita Haribhau Zanzade	1.00	0.15%	-	0.00%
197	Ashok Sukhdeo Wankhede	1.00	0.15%	-	0.00%
198	Dinesh Balkrushnrao Wagh	1.00	0.15%	-	0.00%
199	Gopalkrushna Rambhauji Mandaokar	1.00	0.15%	-	0.00%
200	Umesh Laxmanrao Dhobley	1.00	0.15%	-	0.00%
201	Vijay Yadaoraon Nanotkar	1.00	0.15%	-	0.00%
202	Satish Rangdeoji Girde	1.00	0.15%	-	0.00%
203	Gorakhnath Shankarrao Bhagat	1.00	0.15%	-	0.00%
204	Hanuman Parsharam Gudade	1.00	0.15%	-	0.00%
205	Bharat Sadhuji Patil	1.00	0.15%	-	0.00%
206	Rita Bharat Patil	1.00	0.15%	-	0.00%
207	Papesh Ramesh Rao Munjewar	1.00	0.15%	-	0.00%
208	Vilas Rambhauji Bhomle	1.00	0.15%	-	0.00%
209	Tushiram Pandurangji Jikar	1.00	0.15%	-	0.00%
210	Ramesh Sukhadevrao shende	1.00	0.15%	-	0.00%
211	Sudhakar Gajanan Thool	1.00	0.15%	-	0.00%
212	Dilip pandharinath Deotale	1.00	0.15%	-	0.00%
213	Sandip Ramdas Jenekar	1.00	0.15%	-	0.00%
214	Pankaj Ashok Thakre	1.00	0.15%	-	0.00%
215	Gajanan Uttamrao Shingane	1.00	0.15%	-	0.00%
216	Surykant Ganpatrao Mawale	1.00	0.15%	-	0.00%
217	Mahendra Anandrao Ghule	1.00	0.15%	-	0.00%



Handwritten signature



218	Chanda Raju Khobragade	1.00	0.15%	-	0.00%
219	Vidya Gopal Raypure	1.00	0.15%	-	0.00%
220	Devidas Ramchandrajji Borkar	1.00	0.15%	-	0.00%
221	Kishor Chintaman Undirwade	1.00	0.15%	-	0.00%
222	Indutai Devidas Borkar	1.00	0.15%	-	0.00%
223	Manohar Pralhadji Gedam	1.00	0.15%	-	0.00%
224	Jayendra Jayram Shende	1.00	0.15%	-	0.00%
225	Kaiwardas Baburao Raypure	1.00	0.15%	-	0.00%
226	Mukaru Yashwant Bambole	1.00	0.15%	-	0.00%
227	Marotrao Bhagwan Raipure	1.00	0.15%	-	0.00%
228	Prashant Vasant Patil	1.00	0.15%	-	0.00%
229	Yogesh Madhukar Joshi	1.00	0.15%	-	0.00%
230	Sandip Yashavant Patil	1.00	0.15%	-	0.00%
231	Waman Ramaji Umate	1.00	0.15%	-	0.00%
232	Bebi Vaman Umate	1.00	0.15%	-	0.00%
233	Namdev Ramaji Umate	1.00	0.15%	-	0.00%
234	Chhaya Namdev Umate	1.00	0.15%	-	0.00%
235	Santosh Ramaji Umate	1.00	0.15%	-	0.00%
236	Jijabai Chandrabhanji Itankar	1.00	0.15%	-	0.00%
237	Gajanan Chandrabhan Itankar	1.00	0.15%	-	0.00%
238	Minakshi Gajanan Itankar	1.00	0.15%	-	0.00%
239	Mangala Sanjayrao Itankar	1.00	0.15%	-	0.00%
240	Sanjay Chandrabhan Itankar	1.00	0.15%	-	0.00%
241	Devkabai Pramod Balki	1.00	0.15%	-	0.00%
242	Waman Anandrao Balki	1.00	0.15%	-	0.00%
243	Laxmi Pramod Balki	1.00	0.15%	-	0.00%
244	Maroti Ganpat Balki	1.00	0.15%	-	0.00%
245	Sunita Santosh Umate	1.00	0.15%	-	0.00%
246	Pradip Baburao Deshmukh	2.00	0.31%	-	0.00%
247	Varsha Pradip Deshmukh	1.00	0.15%	-	0.00%
248	Rajendra Bhimrao Londhe	1.00	0.15%	-	0.00%
249	Arun Raosaheb Dhobale	1.00	0.15%	-	0.00%
250	Tulshidas Narsing Paul	1.00	0.15%	-	0.00%
251	Shweta Ankushrao More	1.00	0.15%	-	0.00%
252	Aditya Ankush More	1.00	0.15%	-	0.00%
253	Anjali Govindrao More	1.00	0.15%	-	0.00%
254	Aadhiraj Govindrao More	1.00	0.15%	-	0.00%
255	Umesh Pralhadrao More	1.00	0.15%	-	0.00%
256	Nirmala Pralhadrao More	1.00	0.15%	-	0.00%
257	Pralhad Kisanrao More	1.00	0.15%	-	0.00%
258	Jyotsna Ankush More	1.00	0.15%	-	0.00%
259	Sneha Ankushrao More	1.00	0.15%	-	0.00%
260	Mukesh Devrao Dhadve	1.00	0.15%	-	0.00%
261	Ashwini Mukesh Dhadwe	1.00	0.15%	-	0.00%
262	Yogeshvari Nanasahab Patil	1.00	0.15%	-	0.00%
263	Kushal M. Mude	1.00	0.15%	-	0.00%
264	Swati Kushal Mude	1.00	0.15%	-	0.00%
265	Ramesh Natthuji Zade	1.00	0.15%	-	0.00%
266	Sushma Ramesh Zade	1.00	0.15%	-	0.00%
267	Bhupesh Marotrao Mude	1.00	0.15%	-	0.00%



Handwritten signature and initials.



268	Shital Bhupesh Mude	1.00	0.15%	-	0.00%
269	Bhaurao Anandrao Umate	1.00	0.15%	-	0.00%
270	Lata Bhaurao Umate	1.00	0.15%	-	0.00%
271	Dipali Pandurang Bedare	1.00	0.15%	-	0.00%
272	Indubai Vishnu Bedare	1.00	0.15%	-	0.00%
273	Rani Tatyasaheb Bedre	1.00	0.15%	-	0.00%
274	Pandurang Vishnu Bedre	1.00	0.15%	-	0.00%
275	Pradip Sitaram Gujar	1.00	0.15%	-	0.00%
276	Lahu Ramdas Ingale	1.00	0.15%	-	0.00%
277	Jalindar Babasaheb Savase	1.00	0.15%	-	0.00%
278	Chandrakant Nivratti Bedare	1.00	0.15%	-	0.00%
279	Ram Ashok Kothule	1.00	0.15%	-	0.00%
280	Bhaiya Baban Kothule	1.00	0.15%	-	0.00%
281	Shraddha Jitendra Kamble	1.00	0.15%	-	0.00%
282	Shiwaling Gajanan Nilange	1.00	0.15%	-	0.00%
283	Hemlata Shivling Nilange	1.00	0.15%	-	0.00%
284	Vijay Mahadeo Sakhare	1.00	0.15%	-	0.00%
285	Lakshmi Vijay Sakhare	1.00	0.15%	-	0.00%
286	Hemant Vijay Sakhare	1.00	0.15%	-	0.00%
287	Nitin Pandurang Jadhav	1.00	0.15%	-	0.00%
288	Pandurang Narayan Jadhav	1.00	0.15%	-	0.00%
289	Sachin Pandurang Jadhav	1.00	0.15%	-	0.00%
290	Swapnali Sachin Jadhav	1.00	0.15%	-	0.00%
291	Nitin Prakash Jadhav	1.00	0.15%	-	0.00%
292	Prakash Ramkrishna Jadhav	1.00	0.15%	-	0.00%
293	Varsharani Bipin Kamble	1.00	0.15%	-	0.00%
294	Priyanka Nitin Jadhao	1.00	0.15%	-	0.00%
295	Priyanka Nitin Jadhao Patil	1.00	0.15%	-	0.00%
296	Onkar Lalasaheb Patil	1.00	0.15%	-	0.00%
297	Sudhir Jayram Gadge	1.00	0.15%	-	0.00%
298	Rajeshree Rajesh Gadge	1.00	0.15%	-	0.00%
299	Vivek Sudhir Gadge	1.00	0.15%	-	0.00%
300	Akshay Ashok Gadge	1.00	0.15%	-	0.00%
301	Subhas Moreswar Mogare	1.00	0.15%	-	0.00%
302	Shalni Moreswar Mogre	1.00	0.15%	-	0.00%
303	Arun Gopal Dudhale	1.00	0.15%	-	0.00%
304	Sarita Sudhir Gadge	1.00	0.15%	-	0.00%
305	Bhushan Pandharinat Mogare	1.00	0.15%	-	0.00%
306	Hareesh Ramchandra Dalal	1.00	0.15%	-	0.00%
307	Gajanan Mahadeorao Khode	1.00	0.15%	-	0.00%
308	Surekha Gajanan Khode	1.00	0.15%	-	0.00%
309	Surendra Amrutrao Mathankar	1.00	0.15%	-	0.00%
310	Uttamrao Trimbakrao Kale	1.00	0.15%	-	0.00%
311	Asha Bhaurao Chandankhede	1.00	0.15%	-	0.00%
312	Nitin Maroti Bhongale	1.00	0.15%	-	0.00%
313	Vinod Maroti Bhongale	1.00	0.15%	-	0.00%
314	Pratibha Bruhaspati Salve	1.00	0.15%	-	0.00%
315	Prakash Vasanta Bode	1.00	0.15%	-	0.00%
316	Jain Milind Rupchand	2.00	0.31%	-	0.00%
317	Prabhakar Deonandan Bhagat	1.00	0.15%	-	0.00%



Handwritten signature and scribbles.



318	Vijay Suryabhan Mahajan	1.00	0.15%	-	0.00%
319	Prashant Dheerajji Patil	1.00	0.15%	-	0.00%
320	Meghraj Shalikrao Bhende	1.00	0.15%	-	0.00%
321	Surendra Laxmanrao Vaidya	1.00	0.15%	-	0.00%
322	Dhananjay Mahadevrao Kapse	1.00	0.15%	-	0.00%
323	Gajanan Sheshraoji Bhong	1.00	0.15%	-	0.00%
324	Suyog Damodhar Pawade	1.00	0.15%	-	0.00%
325	Anil Walmikrao Mandaokar	1.00	0.15%	-	0.00%
326	Gitesh chokhoba Moon	1.00	0.15%	-	0.00%
Total Shares		647.00	100.00%	120.00	100.00%



Handwritten signature

